

Supreme Court of Pennsylvania

2016 Statistics

TABLE OF CONTENTS

SUMMARY 1

APPEALS, ALLOCATUR, MISCELLANEOUS, AND ANCILLARIES FILED
AND PENDING (January 1, 2016 through December 31, 2016) 2

APPEALS, ALLOCATUR, MISCELLANEOUS, AND ANCILLARIES
DISPOSED OF (January 1, 2016 through December 31, 2016) 3 & 4

COMPARISON TO PREVIOUS YEARS 5-7

SUMMARY

Attached, please find the Prothonotary's Annual report regarding Supreme Court Statistics for the year ending December 31, 2016. The statewide statistics are shown in a number of different formats and in comparison with years prior (2011 through 2016). Please be aware that unless otherwise noted the numbers reflected in this Statistical Report represent the number of cases on which a disposition was rendered or remains pending.

In summary, the overall number of matters before the Court filed in 2016 decreased from the overall number of matters filed in 2015 (2,745 new dockets opened in 2016 vs. 2,811 in 2015). The Appeals docket expanded by 27.9% and the disposition numbers decreased by 39.4%. At this point, it should be noted that the Appeals dockets have lower overall numbers than the Allocatur and Miscellaneous and, therefore, are more susceptible to larger percentage swings years over year. The Allocatur docket decreased by 8.8% as did the disposition rate, by 11.6%. The Miscellaneous docket also saw an expansion of 17.8% while the disposition rate increased by 16.4%. The ancillaries filed across all dockets expanded by 4.1% while the disposition rate decreased by 4.3%. With the exception of Appeals, it appears that the number of cases decided on each docket kept pace with new filings.

**APPEALS, ALLOCATUR, MISCELLANEOUS, AND
ANCILLARIES FILED AND PENDING**

January 1, 2016 through December 31, 2016

	<u>FILED</u> (1/1/2016- 12/31/2016)	<u>PENDING</u> (as of 12/31/2016)
<u>APPEAL DOCKETS</u>		
Direct Appeals Total	110	90
Capital Cases	14	24
From Commonwealth Court	83	54
From Common Pleas Court	8	6
Transferred from Commonwealth/Superior Court	3	4
From Court of Judicial Discipline	2	2
Certification Granted	0	0
Plenary Jurisdiction Assumed	0	0
Appeals by Granted Miscellaneous	3	2
Appeals by Allowance	107	104
 TOTAL	 220	 196
<u>ALLOCATUR DOCKETS</u>		
Petitions for Allowance of Appeal	2,010	765
<u>MISCELLANEOUS DOCKET</u>		
Petitions for Review (including Nunc Pro Tunc)	225	37
Original Jurisdiction	213	37
Petitions for King's Bench Review	77	6
Petitions for Certification of Questions of Law	0	0
Appeal from Bd. of Law Examiners	0	0
 TOTAL	 515	 80
<u>ANCILLARY FILINGS</u>		
Capital	85	19
Appeal	519	62
Allocatur	1385	78
Miscellaneous	772	100
Disciplinary Docket No. 3	55	6
 TOTAL	 2816	 265

**APPEALS, ALLOCATUR, MISCELLANEOUS, AND
ANCILLARIES DISPOSED OF**
January 1, 2016 through December 31, 2016

CAPITAL DOCKETS

PER CURIAM	0
FULL OPINION	14
OTHER (Withdrawn)	1
TOTAL	15

APPEAL DOCKETS (Excluding CAP)

PER CURIAM	69
FULL OPINION	63
OTHER (Withdrawn)	17
TOTAL	149

ALLOCATUR DOCKETS

PER CURIAM	1,912
SUMMARY DISPOSITION	63
OTHER (Withdrawn)	28
TOTAL	2,003

MISCELLANEOUS DOCKET

PETITIONS FOR REVIEW

PER CURIAM	193
FULL OPINION	2
SINGLE JUSTICE	7
OTHER (Withdrawn)	10
SUBTOTAL	212

ORIGINAL JURISDICTION

PER CURIAM	202
FULL OPINION	1
OTHER (Withdrawn)	0
SUBTOTAL	203

KING'S BENCH

PER CURIAM	73
FULL OPINION	0
OTHER (Withdrawn)	3
SUBTOTAL	76

MISCELLANEOUS DOCKET (Cont'd)

**CERTIFICATION-QUESTIONS
OF LAW**

PER CURIAM	0
FULL OPINION	0
OTHER (Withdrawn)	0
SUBTOTAL	0

BOARD OF LAW EXAMINERS

PER CURIAM	0
FULL OPINION	0
OTHER (Withdrawn)	0
SUBTOTAL	0

MISCELLANEOUS TOTAL 491

DISCIPLINARY MATTERS (DD3)

PER CURIAM	100
FULL OPINION	1
OTHER (Admin Closure)	3
TOTAL	104

**DISCIPLINARY DISPOSITION BY
TYPE (DD3)**

Disciplinary Docket No. 3 (DD3)

Disbarments	9
Disbarments on Consent	9
Public Censures	0
Reinstatements on DD3 Docket	9
Suspensions	28
Discharged	0
Inactive	6
Order Denying Petition for Review	0
Order Granting, Rule 213	2
Other Disposition	2
Referred to D-Board	0
Reinstatements Denied	4
Temp. Suspension	25
Praecepto to Discontinue	0

**DISCIPLINARY DISPOSITION BY
TYPE (DD3 Cont'd)**

Probation	5
Closure	0
Orders Denying Joint Petition	1
Orders Granting Joint Petition	1
Administrative Closures	3
SUBTOTAL	104

**ATTORNEY REINSTATEMENT
DOCKET**

SUBTOTAL 101

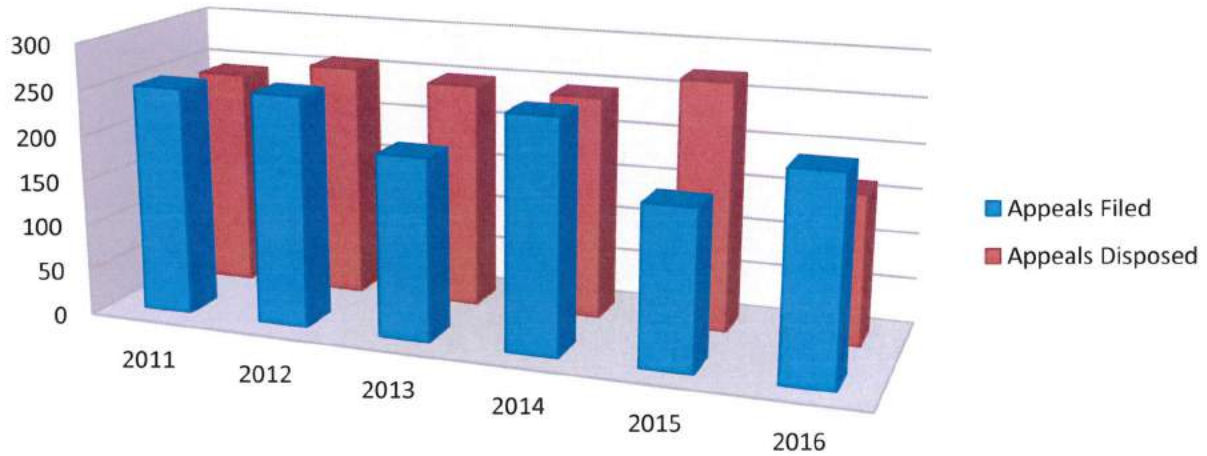
TOTAL DISCIPLINARY 205

**ANCILLARY FILINGS (by Docket
Type)**

CAPITAL	76
APPEAL	483
ALLOCATUR	1,332
MISCELLANEOUS	716
DD3	53
TOTAL	2660

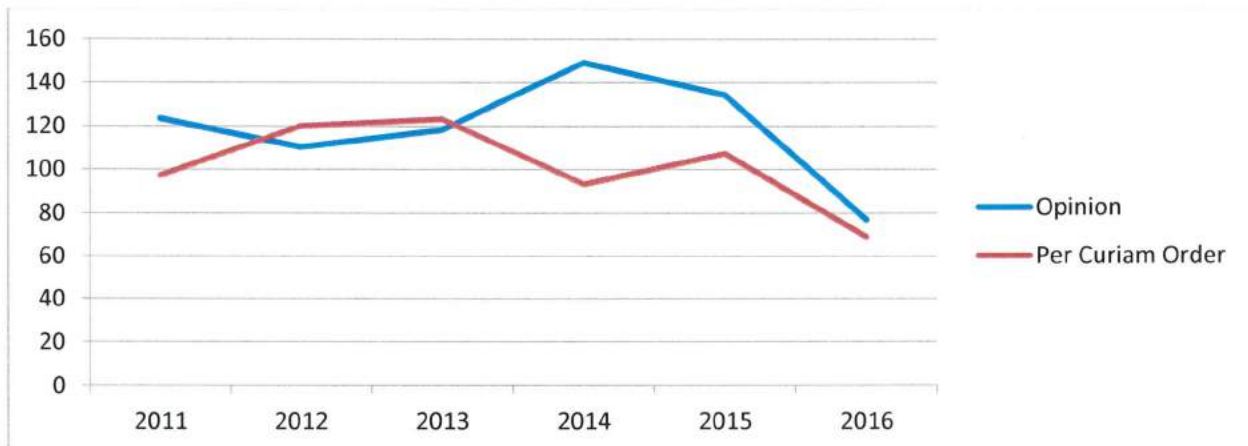
COMPARISON TO PREVIOUS YEARS

Appeals Filed and Disposed (2011-2016) (including Capital Appeals)



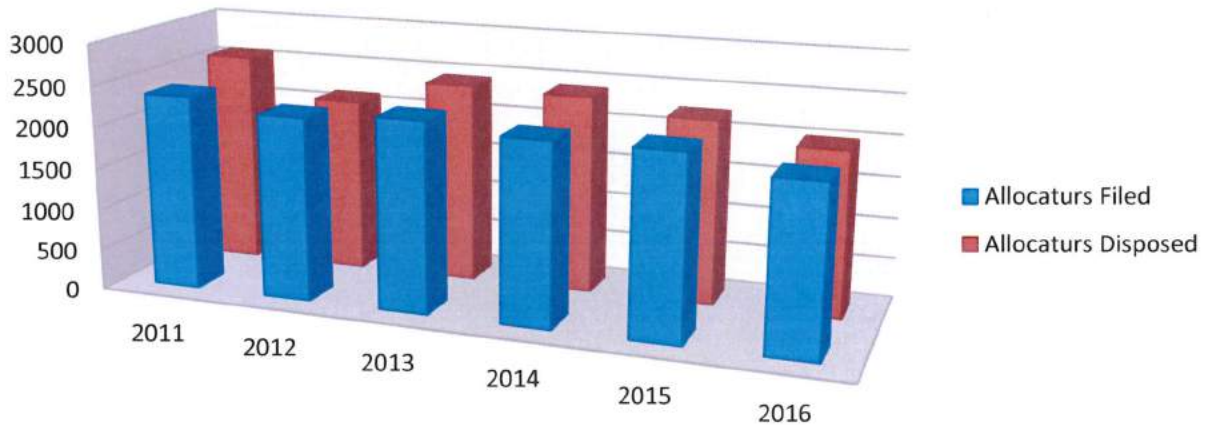
Year	2011	2012	2013	2014	2015	2016
Appeals Filed	251	253	199*	253	172	220
Appeals Disposed	241	258	248*	245	271	164

*Excluding Legislative Redistricting



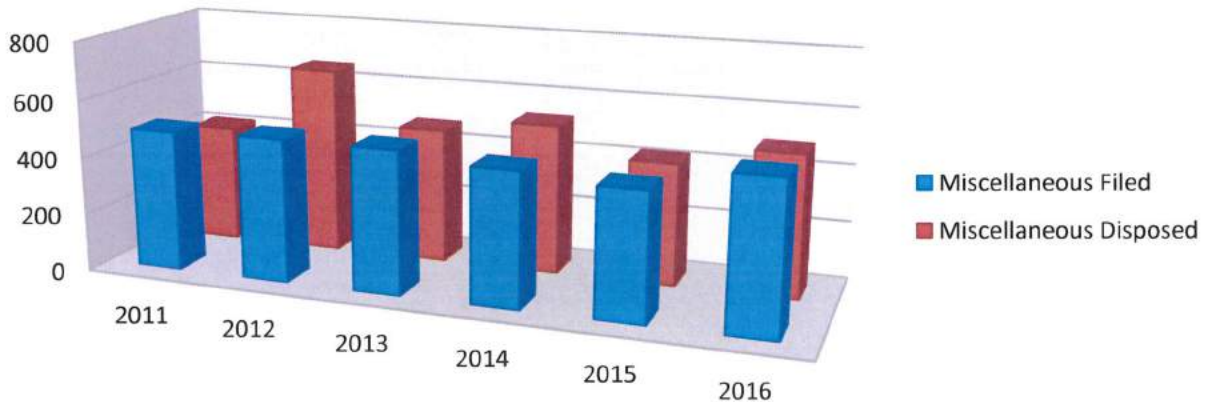
Year	2011	2012	2013	2014	2015	2016
Disposed of by Opinion	123	110	118	149	134	77
Disposed of by Per Curiam Order	97	120	123	93	107	69

Allocaturs Filed and Disposed (2011-2016)



Year	2011	2012	2013	2014	2015	2016
Allocaturs Filed	2363	2221	2305	2200	2203	2010
Allocaturs Disposed	2590	2127	2436	2404	2235	2003

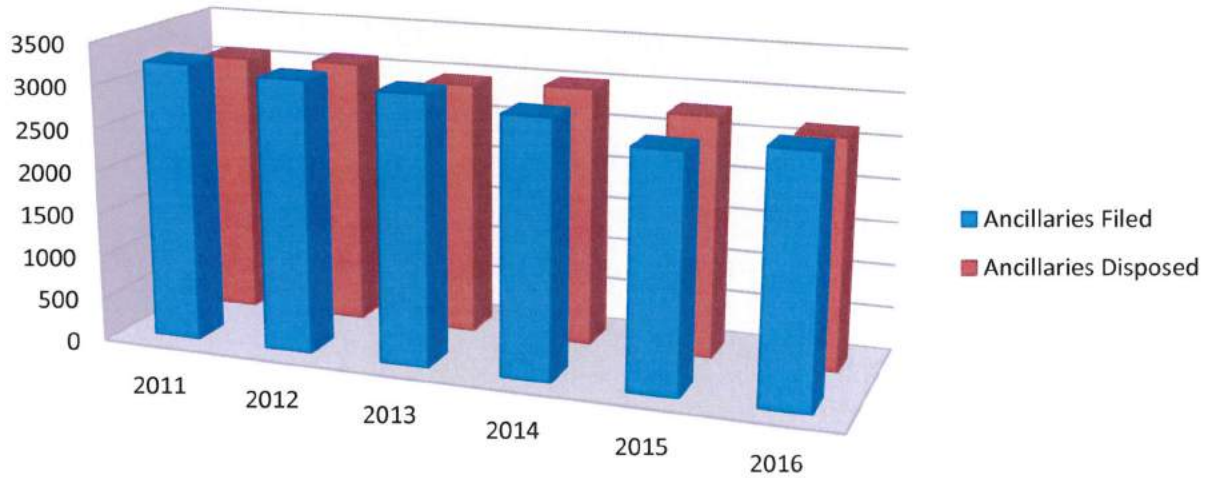
Miscellaneous Filed and Disposed (2011-2016)



Year	2011	2012	2013	2014	2015	2016
Miscellaneous Filed	489	497*	495	463	437	515
Miscellaneous Disposed	414	643*	472	521	422	491

*Excluding Legislative Redistricting

Ancillaries Filed and Disposed (2011-2016)



Year	2011	2012	2013	2014	2015	2016
Ancillaries Filed	3250	3159	3098	2949	2704	2816
Ancillaries Disposed	3080	3101	2942	2996	2780	2660